



# CAMPING IN GRAND TETON:

*Amenities and More*

# GRAND TETON

*Wyoming*








Grand Teton is one of the most popular national parks in the United States, and for good reason. This park, located in northwestern Wyoming, is home to vast mountain and meadow views as far as the eye can see and is a favorite destination for many RVers. Among the stunning scenery, Grand Teton also has endless options when it comes to camping, amenities, restaurants, shopping, and more. Luckily, we're breaking each category down for you so all you have to worry about is enjoying your time at one of our nation's most beautiful national parks.

In this guide, we'll cover campsites in and around Grand Teton, nearby attractions, towns, shopping, where to get gas, and more. This guide is the perfect jump start to planning your Grand Teton adventure. Let's kick things off with where you can set up camp and park your RV after long days of excitement and exploration.



# TABLE OF CONTENTS

## Camping in Grand Teton National Park

Campgrounds in Grand Teton National Park.....	6
Campgrounds Near the Park .....	10
Camping in Jackson.....	11
Free Camping.....	13

Camping Tips and Tricks .....	15-16
-------------------------------	-------

## Amenities in and Around the Park

General Stores .....	18
Gas .....	19

## Jackson

Restaurants.....	22
Groceries .....	24
Shops .....	25

## Conclusion

## Appendix

Park Entrances.....	28
Visitor Centers .....	29



# CAMPING

When traveling to Grand Teton National Park in your RV, you will, of course, need a place to camp. Your campsite will serve as your home base as you traverse the park and take hikes, boating excursions, and enough additional adventures to last a lifetime.

There are campsites located within the park boundaries, immediately outside of the park, in the adjacent town of Jackson, and on nearby public land. Any of these can be a great camping option for you, depending on your needs and trip goals. Be sure to weigh all of your options before choosing, as your campsite location will determine your overall ease of access for many of the park's activities.



# CAMPGROUNDS IN GRAND TETON NATIONAL PARK

Camping within park boundaries is an excellent option, especially if you plan to spend the bulk of your vacation within the park. Depending on which campground you choose, you may even be able to access some hiking and watersports directly from your campsite. There are six campgrounds in Grand Teton, each with different prices, seasonal openings and closings, amenities, and more. These campgrounds often tend to book six months ahead, so be sure to plan accordingly when preparing for your trip. See below for exact details on each campground.

## Colter Bay Campground

This large campground is in a pine forest located near Colter Bay Village, just a short walk from Jackson Lake shores. Campground features include:

- ☆ Open mid-May to late September
- ☆ 346 individual sites, 11 group sites
- ☆ All sites available to both tent and/or RV campers
- ☆ Accessible sites available
- ☆ RVs up to 45' in length permitted
- ☆ 13 sites have partial hookups
- ☆ \$32-\$55 per night
- ☆ Discount for interagency access and senior pass holders
- ☆ Generator usage is permitted from 8am-8pm
- ☆ Wood and charcoal fires permitted
- ☆ Propane available for purchase
- ☆ Flush toilets available seasonally
- ☆ Potable water available seasonally
- ☆ Dump station available seasonally for a charge
- ☆ Trash disposal available seasonally
- ☆ Coin-operated showers and laundry available at Colter Bay Launderette



## Colter Bay RV Park

This RV exclusive park is a short walk from the shores of Jackson Lake, and allows you to wake up each morning surrounded by pine forest. Campground features include:

- ☆ Open mid-May to late September
- ☆ 112 individual sites
- ☆ All sites available only to RV campers
- ☆ No accessible sites available
- ☆ RVs up to any length permitted
- ☆ Full hookups available
- ☆ \$73-\$83 per night
- ☆ Discount for interagency access and senior pass holders
- ☆ No generator usage permitted
- ☆ No open fires permitted, fire pits only
- ☆ Propane available for purchase
- ☆ Flush toilets available seasonally
- ☆ Potable water available seasonally
- ☆ Dump station available seasonally
- ☆ Trash disposal available seasonally
- ☆ Coin-operated showers and laundry available at Colter Bay Launderette

## Gros Ventre Campground

This park is the closest to the town of Jackson, Wyoming, and the southern entrance to the park. Bordered by the Gros Ventre River, this campground still provides excellent views of the Grand Teton Mountain Range. Campground features include:



- ☆ Open early May to early October
- ☆ 300 individual sites, 5 group sites
- ☆ Almost all sites available to both tent and/or RV campers, 35 are tent-only
- ☆ Accessible sites available
- ☆ RVs up to 45' in length permitted
- ☆ 36 sites have partial hookups
- ☆ \$30-\$55 per night
- ☆ Discount for interagency access and senior pass holders
- ☆ Generator usage is permitted from 8am-10pm
- ☆ Wood and charcoal fires permitted
- ☆ Flush toilets available seasonally
- ☆ Potable water available seasonally
- ☆ Dump station available seasonally
- ☆ Trash disposal available seasonally
- ☆ No showers or laundry available on site



## Headwaters Campground and RV sites at Flag Ranch

If you're planning to visit both Grand Teton National Park and Yellowstone National Park, then this campsite is the perfect selection being situated between both. Campground features include:

- ☆ Open early June to late September
- ☆ 131 individual sites
- ☆ 97 sites are RV-only, 34 are tent-only
- ☆ Accessible sites available
- ☆ RVs up to 45' in length permitted
- ☆ 97 sites have partial hookups
- ☆ \$75 per night
- ☆ Discount for interagency access and senior pass holders
- ☆ Generator usage is permitted from 7am-10pm
- ☆ Wood and charcoal fires permitted
- ☆ Flush toilets available seasonally
- ☆ Potable water available seasonally
- ☆ Dump station available seasonally
- ☆ Trash disposal available seasonally
- ☆ 24-hour restrooms and showers are included in rates
- ☆ Coin-operated laundry on site



## Lizard Creek Campground

In the more remote areas of Grand Teton National Park, this campground is only 11 miles from Yellowstone as well. This campsite offers beautiful views of the Grand Teton Mountain Range and also Jackson Lake. Campground features include:

- ☆ Open early June to early September
- ☆ 60 individual sites
- ☆ All sites available to both tent and/or RV campers
- ☆ No accessible sites available
- ☆ RVs up to 30' in length permitted
- ☆ No hookups
- ☆ \$30 per night
- ☆ Discount for interagency access and senior pass holders
- ☆ Wood and charcoal fires permitted
- ☆ Ice, firewood, and more available at General Store
- ☆ Flush toilets available seasonally
- ☆ Potable water available seasonally
- ☆ Dump station available seasonally
- ☆ Trash disposal available seasonally
- ☆ Coin-operated laundry and showers available nearby at Signal Mountain Lodge





## Signal Mountain

This popular campground is nestled in a lodgepole forest near Signal Mountain Lodge and has sites surrounding Jackson Lake. Campground features include:

- ☆ Open early May to early October
- ☆ 81 individual sites
- ☆ Almost all sites available to both tent and/or RV campers
- ☆ No accessible sites available
- ☆ RVs up to 30' in length permitted
- ☆ 25 sites have partial hookups
- ☆ \$33-\$55 per night
- ☆ Discount for interagency access and senior pass holders
- ☆ Wood and charcoal fires permitted
- ☆ Ice, firewood, and more available at General Store
- ☆ Flush toilets available seasonally
- ☆ Potable water available seasonally
- ☆ Dump station available seasonally
- ☆ Trash disposal available seasonally
- ☆ Coin-operated laundry and showers available nearby at Signal Mountain Lodge

*Check out any of these gorgeous campgrounds for Grand Teton camping you are sure to never forget.*



## CAMPGROUNDS NEAR THE PARK

There are a couple of campgrounds just outside the park, as well. These are much less expensive than the campgrounds within park boundaries, but they are also smaller and more primitive. Depending on what type of camping you are looking for, these may be perfect for your needs. Read on for additional information.

### Teton Canyon Campground

This scenic campground is located at an elevation of approximately 6500 feet. With the Teton Creek flowing nearby, it's a great spot for fly-fishers. Campground features include:

- ☆ 26 individual sites
- ☆ All sites available to both tent and/or RV campers
- ☆ No accessible sites available
- ☆ No hookups available
- ☆ \$12-\$24 per night
- ☆ Wood and charcoal fires permitted
- ☆ Firewood available
- ☆ Vault toilets available
- ☆ Potable water available
- ☆ Trash disposal available

### Mike Harris Campground

Located along the scenic Teton Pass, this campground is a popular spot with hikers and mountain bikers on the Mikesell Canyon Trail. It's located only twenty-two miles from the entrance to Grand Teton National Park and a short distance from the highway. Campground features include:

- ☆ 12 individual sites
- ☆ All sites available to both tent and/or RV campers
- ☆ No accessible sites available
- ☆ No hookups available
- ☆ \$12 per night
- ☆ 50% discount for senior pass holders
- ☆ Wood and charcoal fires permitted
- ☆ Firewood available
- ☆ Vault toilets available
- ☆ Potable water available
- ☆ Trash disposal available



# CAMPING IN JACKSON

The nearby town of Jackson has so many fun things to see and do, including restaurants, museums, shops, and more. When visiting Grand Teton National Park, some people prefer to get away and stay in Jackson and take day trips to the park. This can be a great option if you want to enjoy both civilization and the outdoors on your Wyoming vacation. Here, you'll find a list of the best RV parks in Jackson and on its outskirts for all your camping needs.



## Teton Valley RV Park

This RV Park and Cabin Resort is both close to town and to Grand Teton National Park. They offer a wide variety of amenities including free wifi, a pool, a basketball court, and host fun activities in the summer such as Friday night cookouts. They offer full hookup sites or electric-only sites. Campground features include:

- ☆ 75 individual sites
- ☆ All sites available to both tent and/or RV campers
- ☆ No accessible sites available
- ☆ RVs up to any length permitted
- ☆ Full hookups
- ☆ \$55-\$65 per night
- ☆ Discount for interagency access and senior pass holders
- ☆ Flush toilets available
- ☆ Potable water available
- ☆ Dump station available
- ☆ Trash disposal available
- ☆ Showers and laundry available on site

## Hoback Campground

This affordable campground offers beautiful sites along the Snake River and almost every site includes a fire ring. There are many potable water spigots throughout the grounds and fishing is permitted. Campground features include:

- ☆ 16 individual sites
- ☆ All sites available to both tent and/or RV campers
- ☆ No accessible sites available
- ☆ RVs up to 28' in length permitted
- ☆ No hookups
- ☆ \$15-\$22 per night
- ☆ No discount for interagency access and senior pass holders
- ☆ Vault toilets available
- ☆ Potable water available
- ☆ No dump station available
- ☆ Trash disposal available

## Virginian RV Park

If you're looking to stay as close as possible to the town of Jackson, then this is a great campground. The town offers a free shuttle service that takes you to and from the town right from the RV park. Amenities include cable, wifi, access to the swimming pool and hot tub, and restaurant, saloon, liquor store, and salon on site. Campground features include:

- ☆ 103 individual sites
- ☆ RV camping only
- ☆ No accessible sites available
- ☆ RVs up to 40' in length permitted
- ☆ Full hookups
- ☆ \$110 per night
- ☆ Discount for interagency access and senior pass holders
- ☆ Generator usage permitted between 7am-10pm
- ☆ Flush toilets available
- ☆ Potable water available
- ☆ No dump station available
- ☆ Trash disposal available
- ☆ Showers and laundry facilities on site

## Alpine North Loop Campground

About forty-five minutes outside of Jackson, is the town of Alpine. If you're looking for more of a small-town feel, then this campground comes highly recommended. This clean, shady campground is a small loop of sites that are hidden in the pine trees, but still open enough to use solar. Beyond the trees, you're able to view the Palisades Reservoir below. The sites are spacious and the grounds are close to town. Campground features include:

- ☆ 15 individual sites, 1 group site
- ☆ All sites available to both tent and/or RV campers
- ☆ No accessible sites available
- ☆ RVs up to 30' in length permitted
- ☆ No hookups
- ☆ \$12-\$24 per night, group rates also available
- ☆ No discount for interagency access and senior pass holders
- ☆ Vault toilets available
- ☆ Potable water available
- ☆ No dump station available
- ☆ Trash disposal available





## FREE CAMPING

The free campsites outside of Grand Teton are some of the most beautiful sites of all. With the obvious benefit of being completely free, these sites are also quieter, more private, and may even have better views of the Teton range and its surrounding beauty. These sites may or may not have signal, and there are no hookups or other amenities provided. To find campsites, you must plug the coordinates into your GPS and follow the directions, or locate the specific site on your map. If you are up for a dry camping challenge, consider one of the following sites.

### Shadow Mountain

This dispersed camping area provides amazing views of the Range and is very secluded. 4x4 is needed to reach higher sites. No facilities or amenities are provided, boondocking only.

**Coordinates: 43.7002, -110.6163**

### Curtis Canyon

With only sixteen available sites, this dispersed campground can fill up quickly, so come early. It's close to town but still off the beaten path and provides amazing views of the Grand Teton Mountain Range. No facilities or amenities are offered, so campers here must boondock.

**Coordinates: 43.5138, -110.6612**

### Bridger-Teton National Forest

This quiet area in the surrounding national forest provides several secluded dispersed camping sites. This campground is close to the Moran entrance of Grand Teton National Park. 4x4 is recommended to reach the higher sites with better views. No facilities or amenities are provided, boondocking only.

**Coordinates: 43.7814, -110.3638**

### Upper Teton View

This highly-rated area has upper and lower campground sites, both being semi-private. If you manage to secure an upper site, you'll be rewarded with breathtaking views of the Tetons and the Snake River. No facilities or amenities are provided, boondocking only.

**Coordinates: 43.7638, -110.5538**



## Spread Creek Road Campsites

This area has 10 campsites that each bring something different to the table, whether it be the views of the mountains, waterfront views, or being situated on a small meadow. This area is big rig friendly and can also support group camping. No facilities or amenities are provided, boondocking only.

**Coordinates: 43.7758, -110.5116**



*Grand Teton Mountains*

Camping in or near Grand Teton National Park is an absolute treat no matter where you choose to stay. As mentioned above, be sure to plan ahead, as the summer and early autumn months can be very busy. Research different sites and plan according to the hikes and activities you plan to do during your visit. After all, placing yourself closer to the things you plan to do and see will allow you less driving time and more exploring time.





# CAMPING TIPS AND TRICKS

When planning any camping in Grand Teton or nearby it, it's helpful to keep a few tips and tricks in mind to ensure your trip goes smoothly. Be sure to note the following five suggestions before arriving to camp in this lovely area.



## 1. Make reservations as early as possible

Most paid campgrounds in and out of the park accept online or phone reservations sometimes up to six months out and more. As soon as you know your definite vacation dates, be sure to place your reservations, especially for group sites.


- ✔ Some places even allow you to request certain sites or features (riverside, shaded, etc.).
- ✔ Be sure to reserve sites that can accommodate your rig size and preferences (pull-thru or back-in).
- ✔ Do ample research to be sure that the campground you're selecting is the best fit for you and other travellers in your group.





## 2. Try to arrive early

- ✔ If you're staying at a first-come, first-served campground, getting there early gives you the advantage of selecting the perfect campsite.
- ✔ Traveling early can alleviate traffic.




## 3. Scout your site (boondocking)

- ✔ If you're choosing to dry camp, a best practice is detaching your private vehicle and scouting ahead. This allows you to plan how to maneuver your rig (backing in, where to park, etc.), see how much space you have to work with, and see if it's an amicable campsite.
- ✔ Scouting ahead also allows you to check for cell signal.
- ✔ You can also see how crowded your intended site is, and this gives you the opportunity to relocate before driving your rig all the way up.



## 4. Practice campsite etiquette

- ✔ Be mindful of quiet hours, even if you are boondocking. This includes music, excessive pet noise, generators, ATVs, etc.
- ✔ Try not to kick up excessive dust around others' campsites. Boondocking sites, in particular, can be located on dirt roads and on dirt pads, leaving more potential for dust and dirt when you fly by someone else's campsite.
- ✔ When boondocking, most choose free dispersed camping for privacy, versus cramped camping at an established campground. Be sure to give others their space whenever possible.



## 5. Leave it better than you found it

- ✔ Do not leave any trace behind. Pack out your garbage, pet waste, and anything else used at your campsite.
- ✔ If your campsite has any litter, even some that doesn't belong to you, please take it with you.
- ✔ It is never acceptable to empty your gray tank (or black tank) anywhere other than designated dump stations. This may mean travelling to a nearby town or asking permission to dump at an actual campground, but it's important for preserving the cleanliness of these campsites for future campers.





# AMENITIES IN AND AROUND THE PARK

While Grand Teton National Park is not as large as its sister park Yellowstone, it still takes over an hour to drive the entire thing top to bottom without stopping. If you are camping in the park, you will likely not want to have to run out for groceries and gas frequently, so having a few amenities within park boundaries is quite convenient. Here we've listed the two in-park general stores, a few nearby gas stations, and information on the big nearby town of Jackson, where you can easily find anything that you need.



## GENERAL STORES

Within Grand Teton National Park, there are two general stores for your basic grocery needs. These do not have the same offerings as a grocery store, and there is a basic upcharge for nearly everything found here. However, they are extremely convenient for stocking up on supplies, especially if you are camping in the national park. Read on for additional details.

### Colter Bay Village Convenience Store

Right by Colter Bay and the two campgrounds there, you'll find Colter Bay Convenience Store. Here, you can buy gifts, snacks, and an assortment of convenience items, all without leaving the national park. Store details include:

- 🕒 Daily hours 7am-9pm
- 📍 Located at 1 Colter Bay Village, Moran, WY 83103
- 📞 Phone number: (307) 543-3515

### Signal Mountain Lodge Convenience Store

On the shores of Jackson Lake, beside Signal Mountain, you'll find another convenience store within park boundaries. With similar offerings as Colter Bay Convenience Store, you can find basic snacks, drinks, and grocery items right near your campsite or hiking trails. Store details include:

- 🕒 Daily hours 7am-9pm
- 📍 Located at 1 Inner Park Rd, Moran, WY 83103
- 📞 Phone number: (307) 543-2831





# GAS

Lastly, because of the size of the park and the long distances between stopping points, you should be sure to fill up on gas before entering the park. There are numerous gas stations in the nearby town of Jackson, and many of these are large and RV-friendly. There is also a gas station located nearby each of the four main park entrances and one within park boundaries, as listed below.

## Northern Entrance

This gas station is located directly between Yellowstone's southern entrance and Grand Teton's northern entrance. Details include:

- 🕒 Daily hours from 8am-5pm
- 📍 Located at US-89, Moran, WY 83013
- 📞 Phone number: (307) 543-2562
- 🛒 Convenience store attached

## Southern Entrance

This Phillips 66 gas station is located just below the southern entrance to Grand Teton National Park. Details include:

- 🕒 Daily hours from 9am-5pm
- 📍 Located at 12170 Dornans Rd, Moose, WY 83012
- 📞 Phone number: (307) 733-2415
- 🛒 Convenience store attached

## Teton Village

This gas station is located beside the famed Teton Village, below the southern entrance to Grand Teton. There are also several other amenities located here, including a lodge and spa, a few hotels, a hostel, some restaurants, and a sports shop. Details include:

- 🕒 Daily hours from 7am-10pm
- 📍 Located at 3200 W McCollister Dr, Teton Village, WY 83025
- 📞 Phone number: (307) 732-2337
- 🛒 Convenience store attached

## Eastern Entrance

This gas station is located on US-287, just before it connects to Highway 191 by the park's eastern entrance. Details include:

- 🕒 Daily hours from 8am-5pm
- 📍 Located at 17800 E US-287, Moran, WY 83013
- 📞 Phone number: (307) 733-1980
- 🛒 Convenience store attached





## Service Station in Park

In Grand Teton National Park, to the east of Jackson Lake, there is one service station. Here, customers can fuel their vehicles 24/7 with a credit card, and the garage can also perform auto repairs during business hours. There are outdoor (heated) bathrooms here, as well as a convenience store with slightly more offerings than most gas station convenience stores. Additional details include:

- 🕒 Self-service with a credit card 24/7.  
(inside open daily from 8am-5pm)
- 📍 Located at 5 Mile N, US-89,  
Moran, WY 83013
- 📞 Phone number: (307) 543-2811
- 🛒 Convenience store attached
- 🔧 Minor car and RV repairs can  
be performed here



*Once you've found the nearest gas station, settled at your campsite, and purchased any necessary goods, it's time to start exploring. If you're not headed straight to the park, we recommend checking out the nearby town of Jackson, Wyoming.*



# JACKSON

Let's briefly head back into civilization to tour the nearby town of Jackson, Wyoming. You may be wondering if you are in Jackson Hole or Jackson? Both, actually! Jackson Hole refers to the entire valley, and Jackson refers to the town itself. What adds to the uniqueness of Grand Teton National Park, is having a bustling town nearby full of amenities. What began as a ski resort area is now an upscale town with a robust economy that remains true to its Western roots. When visiting Grand Teton National Park, a stop in Jackson is absolutely essential. Here, you can find plenty of places to dine, shop, and play. Follow along for a full list of all there is to enjoy here.



# RESTAURANTS

After a long day of hiking and exploring, sitting down at a restaurant to eat is quite the treat. Luckily for you, Jackson has so many wonderful restaurants to choose from. Whether you are wanting to celebrate a special occasion at a fine dining restaurant or enjoy a low-key but delicious meal at a casual establishment, we have just the place for you. With so many restaurants to choose from, there is something for everyone. The restaurant list is broken up into fine dining and casual dining, so continue on for the insider's scoop on the best places to eat in Jackson.



## FINE DINING

*If you're looking for a posh eatery to satisfy your appetite on your trip, then take note of the list below.*

### The Restaurant at White Buffalo Club

Located inside The White Buffalo Club Luxury Hotel, this elegant steakhouse serves local Wagyu and USDA Prime cuts along with other small fares. They have a very popular happy hour from 5-6pm every night and open at 5pm.

### Snake River Grill


This local-favorite serves up New American cuisine in their rustic-elegant dining room, and specializes in seafood. They offer over 300 wines and signature cocktails along with a fun variety of desserts.

### The Blue Lion


This restaurant located in an older house, has a varied menu with options of fish and wild game. In the summer, they have deck seating and live music almost every night. and specializes in seafood. They offer over 300 wines and signature cocktails along with a fun variety of desserts.

### Gun Barrel

What used to be the Wyoming Wildlife Museum & Taxidermy is now a fine dining steakhouse complete with original decor. There's something for almost everyone here, and they offer hearty portions.







## CASUAL DINING

*If you're in search of more casual fares, or just a quick bite to eat, the following restaurant list comes highly recommended by locals.*

### Merry Piglets Mexican Grill

This fun grill offers up TexMex entrees along with street style individual tacos. They celebrated their 50th anniversary in 2019, which makes them the longest running Mexican restaurant in Jackson.

### The Bunnery Bakery & Restaurant

What began as a famous local bakery, has now adapted their menu to include breakfast and lunch fares, and dinner during the summer months only. They have a variety of sandwiches, soups, and even some wines.

### Pinky G's Pizzeria

Featured on Diners, Drive-Ins, and Dives, this tavern-style restaurant is the local go-to for pizza. This is an ideal stop for a late night bite and drink.

### Virginian Restaurant

This local favorite offers breakfast and lunch with options that feel very homecooked or "will surely remind you of your grandma's cooking." They have hearty options such as pancakes, steak and eggs, and open-face hot sandwiches.

### Bubba's BBQ

This favorite BBQ restaurant opens early to offer hearty breakfast, lunch, and dinner options. They have all the expected BBQ entrees such as ribs, brisket, and grilled chicken, and also have a salad bar.



*If you're looking to do a bit of DIY cooking, we've rounded up a few nearby grocery stores where you can find essentials. Don't forget s'mores supplies!*



## GROCERIES

One of the many perks of traveling in an RV is having a full kitchen available at your fingertips, along with storage for snacks and drinks. This is especially important if you are camping in the national park and do not have constant access to restaurants. Below, you'll find a list of grocery stores to replenish your supplies and potentially purchase foods that are unique to this area.



### Albertsons

This traditional grocery store and pharmacy combo also has a bakery, bank, Starbucks, Western Union, and even delivers groceries to local residential areas.

- 🕒 Open daily from 6am-12am
- 📍 Located at 105 Buffalo Way, Jackson, WY 83001
- 📞 Phone number: (307) 733-5950

### Pearl Street Market

This upscale grocery store offers curated conventional and organic products and has a small deli eatery and butcher.

- 🕒 Open daily from 7am-9pm
- 📍 Located at 40 W Pearl Ave, Jackson, WY 83001
- 📞 Phone number: (307) 733-1300

### Smith's Food and Drugs

This grocery store and pharmacy combo has all the traditional items for sale and also features a Starbucks, liquor, a deli, a seafood department, a cheese counter, and general store goods.

- 🕒 Open daily from 6am-12am
- 📍 Located at 1425 S, US-89, Jackson, WY 83001
- 📞 Phone number: (307) 733-8908

### Jackson Hole Buffalo Meat Co

If you're looking to stock up on meat before hitting the road again, then this butcher shop is a must. Established in 1947, this local ranch practices responsible raising techniques for the best quality of life for the animal and the best quality meat. They sell buffalo, elk, wild boar, and trout.

- 🕒 Open Monday-Friday 8:30am-6pm, Saturday 10am-5pm
- 📍 Located at 1325 US-89, Jackson, WY 83001
- 📞 Phone number: (307) 733-4159





## SHOPS

One of the best parts of traveling, whether it be full-time or part-time, is sharing your experiences with others and also the memories you create along the way. One of the easiest ways to achieve both of those is to purchase souvenirs either for others or yourself or both. The next list encompasses some of the highest-rated shops to find that special trinket that will make the best keepsake.

### Made

This unique shop has something for just about anyone, ranging from notebooks, stickers, coffee mugs, sew-on patches, decor, and handmade jewelry. The majority of their stock is specific to Jackson, Grand Teton National Park, or the West.

### Jackson Mercantile

This souvenir shop keeps the traditional Western feel with their assortment of t-shirts and taxidermied animals. They also have locally handcrafted antler art.

### MTN Man Toy Shop

If you're looking for rugged gifts or a fun keepsake, this store has you covered. They sell knives, tomahawks, apparel, and more. All their weapons are hand forged in the Teton Mountains.

### Yippy I-O Candy Co.

This store has the perfect treat for you or anyone in your life with a sweet tooth. This candy emporium carries fudge, truffles, popcorn, and almost any candy you can think of, including huckleberry products that are unique to the West.



*No trip to Grand Teton National Park is complete without a visit to the Western town of Jackson. Be sure to stop by for some shopping, dining, and general enjoyment on your next Wyoming national parks trip.*



# CONCLUSION

---

Grand Teton National Park is one of the most spectacular places in America. With 485 square miles of beauty, there are surely enough activities here to last a lifetime. Thomas Moran said it best when he described one of his paintings of the Teton Range, saying, "The Tetons have loomed up grandly against the sky. From this point it is perhaps the finest pictorial range in the United States or even North America." When planning your next RV camping trip, consider a visit to Grand Teton National Park for an adventure you will never forget and memories that will last a lifetime.





## APPENDIX

We'll quickly cover the entrances of Grand Teton as well as the nearest visitor centers so you can make the most of your visit to the park. We recommend grabbing a few brochures and asking questions so you'll know all the popular attractions in the area.

## PARK ENTRANCES

There are four main park entrances, and each comes from a different direction. At each entrance station, you will pay a fee to enter Grand Teton National Park. The cost is \$35 per vehicle, and your park pass lasts for a week. If you plan to stay longer and/or want to spend more than a week here, consider purchasing the America the Beautiful pass. This costs \$80 and allows entrance to over 2,000 federal recreation sites, including all 61 National Parks, for an entire year.

The entrances to the park are as follows:

### Northern Entrance:

This entrance is accessed as soon as you cross from Yellowstone's southern border to Grand Teton's northern border on Highway-191. This entrance is not the busiest of the entrances and tends to move pretty quickly.

### Eastern Entrance:

This entrance is located at Moran Junction, which connects Highway 26/287 with Highway 191. This entrance is not typically very busy.

### Southwestern Entrance:

Here, visitors enter through Teton Village, just past Jackson Hole Mountain Resort. This entrance tends to be very busy due to its proximity to the town of Jackson. Once entered, you will almost immediately pass by Granite Canyon.

### Southern Entrance:

Since this entrance is a clear shot from Jackson, it tends to be the busiest one of the four. Because of its southern proximity to the Teton Range, it is said to be the most scenic of the entrances and typically excites eager visitors upon their entrance to the park.



# VISITOR CENTERS

Upon entering Grand Teton National Park, a visitors' center should be your very first stop. Each of these has different displays and some different information. However, the basic purpose of helping you to best plan your time in Grand Teton National Park is the same. At any of these centers, you will find knowledgeable rangers and park staff to assist you in planning the best hike, drives, and other adventures for you and your family. Each of these is located near a different entrance or important section of the park. Carefully read about each to determine its open season, hours, location, and purpose.

## Jenny Lake Visitor Center

This center is helpful for trip planning and obtaining boat permits. It is right beside Jenny Lake and tends to be one of the busiest centers in the park. This facility closes from late-September to mid-May.

- ☆ Spring Hours: open daily from 8am-5pm
- ☆ Summer Hours: open daily from 8am-7pm
- ☆ Fall Hours: open daily from 8am-5pm
- ☆ Located at 403 South Jenny Lake Drive, Moose, WY 83012

## Jenny Lake Ranger Station

Opened in the 1930's, this was the park's first visitor facility. If you're planning on visiting the backcountry area, then this should be your first stop. They offer safety information, conditions, and maps. You may obtain a backcountry permit here. This facility closes from early-June to early-September.

- ☆ Summer Hours: open daily from 8am-5pm
- ☆ Located at 407 Jenny Lake Campground Road, Moose, WY 83012



## Colter Bay Visitor Center

This center is helpful for trip planning, obtaining boat permits, and backcountry permits. The auditorium hosts ranger-led programs and shows a variety of park-related videos throughout the day. This facility closes from early October to early May.

- ☆ Spring Hours: open daily from 8am-5pm
- ☆ Summer Hours: open daily from 8am-7pm
- ☆ Fall Hours: open daily from 8am-5pm
- ☆ Located at 640 Cottonwood Way, Moran, WY 83013



## Flagg Ranch Information Station

If you're travelling down from Yellowstone to Grand Teton, then this should be your first stop for trip-planning. This station is located just inside the northern entrance to the park and is only open from early June to early September and may be closed during lunch hours.

- ☆ Summer Hours: open daily from 9am-4pm
- ☆ Located at 701 Flagg Drive, Moran, WY 83013

## Craig Thomas Discovery and Visitor Center

This fun center is filled with information, dioramas, and photo ops with the animal statues. You are able to obtain trip planning info, boat permits, and backcountry permits here. It's located just inside the park's southwestern entrances and closes early November to late March.

- ☆ Early Spring Hours: open daily from 10am-4pm
- ☆ Spring Hours: open daily from 8am-5pm
- ☆ Summer Hours: open daily from 8am-7pm
- ☆ Fall Hours: open daily from 8am-5pm
- ☆ Located at 100 Discovery Way, Moose, WY 83012

## Laurence S. Rockefeller Preserve Center

This information-only center provides an in-depth history of Mr. Rockefeller's life, legacy, and vision for the area. This facility is located just north of Teton Village and closes late September to early June.

- ☆ Summer Hours: open daily from 9am-5pm
- ☆ Located at 9001 Moose-Wilson Road, Moose, WY 83012

*With six visitor information centers available, there is bound to be one nearby some of your park activities. Be sure to stop by to get the full inside scoop on park information and history.*











**RV Trader** is the online source for all your RV needs. Looking to sell an RV? We can help. Place your RV ad in front of millions of monthly visitors today. Ready to buy an RV? We can help with that too — browse over 160,000 new and used RVs for sale nationwide from all of your favorite RV types like Travel Trailer, Pop Up Camper, Fifth Wheel, Toy Hauler, Truck Camper, Class A, Class B, Class C, Fish House, and Park Model RVs. You can easily estimate monthly payments, get insurance quotes, and set up price alerts for the RVs you're interested in while you search. For more information, visit <http://www.RVTrader.com>.