

TRAVEL GUIDE

CAMPING IN GLACIER:

AMENITIES AND MORE

A decorative wood grain graphic is located at the bottom of the page, featuring a dark brown, swirling wood grain pattern that tapers off towards the right side.

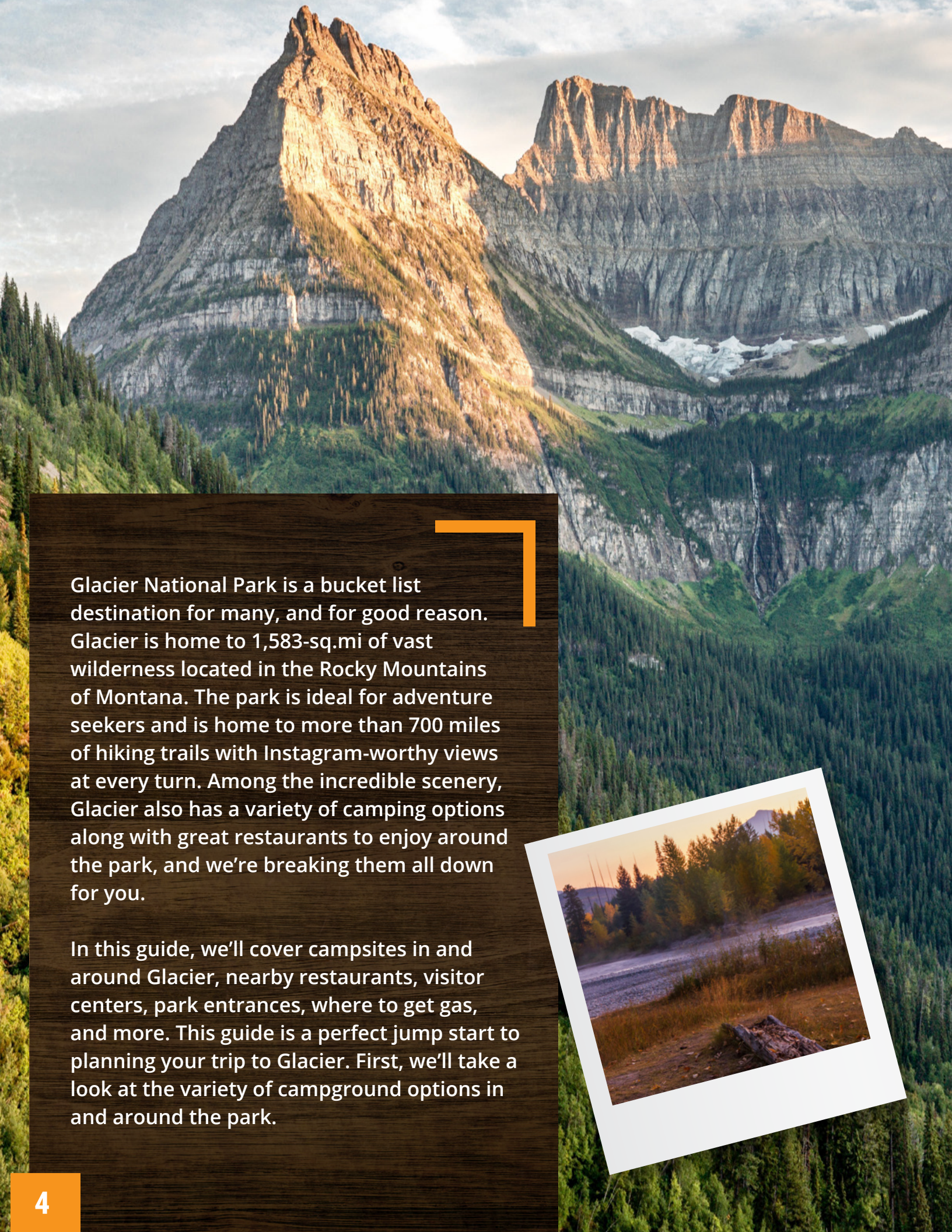




TABLE OF CONTENTS

Camping in Glacier National Park Travel Guide

Glacier National Park	4
Campgrounds Inside the Park	5
Campgrounds Outside the Park	9
Free Camping	12
River Camping	14
Backcountry Camping	16
Camping Tips and Tricks	18
Ammenities	20
Restaurants	22
Gas	24
Conclusion	26
Appendix	28
Visitor Centers	30
Shuttle Service	32



Glacier National Park is a bucket list destination for many, and for good reason. Glacier is home to 1,583-sq.mi of vast wilderness located in the Rocky Mountains of Montana. The park is ideal for adventure seekers and is home to more than 700 miles of hiking trails with Instagram-worthy views at every turn. Among the incredible scenery, Glacier also has a variety of camping options along with great restaurants to enjoy around the park, and we're breaking them all down for you.

In this guide, we'll cover campsites in and around Glacier, nearby restaurants, visitor centers, park entrances, where to get gas, and more. This guide is a perfect jump start to planning your trip to Glacier. First, we'll take a look at the variety of campground options in and around the park.



RV CAMPING

One of the many perks of traveling in an RV is the ability to stay in campgrounds, versus staying at a hotel or lodge. Along with being more cost-effective, staying in your RV is typically more comfortable, as it allows you to bring anything needed along with you. RVs also allow campers to enjoy their own private bathroom, kitchen, bedroom, and more. When traveling to a national park, camping becomes an even more convenient option, with the many available campgrounds inside and outside the park, as well as the opportunities for free camping. There are a variety of options at Glacier National Park that we will break down for you to consider.

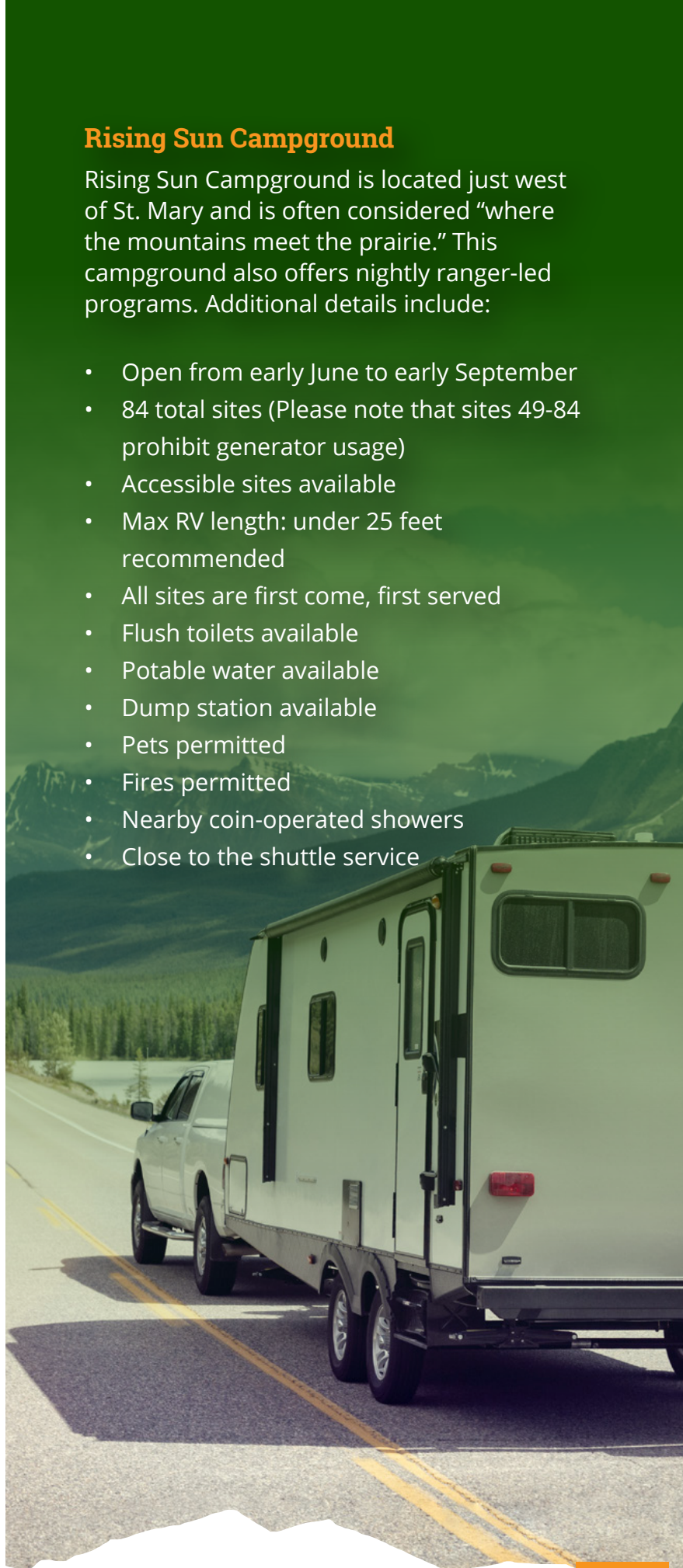
Campgrounds Inside the Park

Camping in a national park is one of the best ways to enhance your trip. National park campers often wake up to some of the best views, having access to camping at various lakes or in a cleared out area at the base of a mountain. One thing to note is that campgrounds inside the park do not have hookups available. While this requires sacrificing some comforts and luxuries, national park campgrounds make up for this with views and convenience. Many of the campgrounds do not allow generators in certain areas, or even at all. There are a few campgrounds not listed here, but these do not allow RVs over twenty-one feet in length. Be sure to read closely and do your own research to determine the best campground for you.

Rising Sun Campground

Rising Sun Campground is located just west of St. Mary and is often considered “where the mountains meet the prairie.” This campground also offers nightly ranger-led programs. Additional details include:

- Open from early June to early September
- 84 total sites (Please note that sites 49-84 prohibit generator usage)
- Accessible sites available
- Max RV length: under 25 feet recommended
- All sites are first come, first served
- Flush toilets available
- Potable water available
- Dump station available
- Pets permitted
- Fires permitted
- Nearby coin-operated showers
- Close to the shuttle service



Avalanche Campground

Avalanche Campground, sometimes called Avalanche Creek, is located in one of the most popular sections of the park.

Additional details include:


- Open late June to mid-September
- 87 total sites
- Max RV length: 26'
- All sites are first come, first served
- Flush toilets available
- Potable water available
- No dump station available
- Pets permitted
- Fires permitted
- No access to showers
- Located near the shuttle service, Avalanche Lake Trail, and the Trail of the Cedars hikes



Many Glacier Campground

Many Glacier Campground is one of the most popular places to stay in the park due to the views offered and access to nearby amenities. Half the sites are reservable through www.recreation.gov. Additional details include:

- Open late May through late September, primitive camping available until late October
- 109 total sites (Please note that generator usage is not permitted at sites 88-102)
- Max RV length: 35'
- Flush toilets available
- Potable water available
- Dump station available
- Pets permitted
- Fires permitted
- Coin-operated showers nearby at Swiftcurrent Motor Inn
- Located near the Swiftcurrent Motor Inn and Many Glacier Hotel. Campground provides access to several restaurants, camp stores, and reservable activities like horseback riding, boat tours, etc.



Two Medicine Campground

Two Medicine Campground is in a less visited area of the park located about thirteen miles from East Glacier. Situated right on Two Medicine Lake, this campground provides excellent wildlife viewing opportunities. Additional details include:

- Open late May through late September
- 65 total RV sites (Please note that sites 1-36 are generator free)
- Max RV length: 35'
- All sites are first come, first served
- Flush toilets available
- Potable water available
- Dump station available
- Pets permitted
- Fires permitted
- No access to showers
- Located near Two Medicine Store and other reservable amenities, such as boat tours.

Fish Creek Campground

Fish Creek Campground is the second largest campground in the park, with some sites located on the shore of Lake McDonald. Some sites are reservable through www.recreation.gov. Additional details include:

- Open from late May to early September
- 178 total sites
- Max RV length: 35'
- Flush toilets available
- Potable water available
- Dump station available
- Pets permitted
- Fires permitted
- Free showers on Loop A for those staying in the campground
- Nearby access to popular trails, such as Rocky Point Trail





St. Mary Campground

St. Mary Campground is located about half a mile from the St. Mary Visitor Center and is also near the town of St. Mary itself. Some sites are reservable through www.recreation.gov.

Additional details include:

- Open year round, with some sites being primitive in the off season
- 148 total sites
- Max RV length: 40'
- Flush toilets available
- Potable water available
- Dump station available
- Pets permitted
- Fires permitted
- Free showers on Loop C for those staying in the campground

Apgar Campground

Apgar Campground is the largest campground in the park and sits adjacent to Apgar Village. Many of the sites here are shaded by trees. Additional details include:

- Open year round, with some sites being primitive in the off season
- 194 total sites, group sites available
- Accessible sites available
- Max RV length: 40'
- All sites are first come, first served
- Flush toilets available
- Potable water available
- Dump station available
- Pets permitted
- Fires permitted
- Generator usage hours are limited to 8am-10am, 12pm-2pm, and 5pm-7pm
- Coin-operated showers available in Loop A
- Near Apgar Village, which has horseback reservations, shuttle service, boat rentals, and Red Bus tour reservations.

With so many choices of places to stay within Glacier National Park, it can be very easy to find a place to camp. Because of the park's popularity, reserving a campsite ahead of time is rather important. However, many sites remain available on a first come, first served basis, which is perfect for those without concrete plans. It is important to be mindful of the generator rules in order to continue to allow the wildlife to remain as undisturbed as possible. Camping in Glacier National Park is an excellent experience and remains highly recommended for those traveling here via RV, but if you're looking for options outside of the park, we have those too.

CAMPGROUNDS OUTSIDE THE PARK

If campgrounds inside the park fill up, or if you are looking to camp with full hookups, there are many campgrounds outside the park to choose from in nearby towns. There are three KOA (Kampgrounds of America) campgrounds, along with several others that may be great options for some on their trip to Glacier National Park.

West Glacier KOA

West Glacier KOA is rated the number one KOA in North America. Located just 2.5 miles from the West Glacier entrance, this campground has everything you could need and more with a pool, hot tub, wifi, a playground, laundry facilities, and more. Additional details include:

- Open early May to late September
- Max RV length: 75'
- Full hookups at all sites
- Restrooms available
- Pets permitted and dog park available
- Fires permitted
- Showers available

Whitefish/Kalispell KOA

Whitefish/Kalispell KOA is actually located right outside of the two towns, and about twenty-four miles from Glacier. This campground has many family-friendly activities such as a petting zoo, game room, free mini golf, pool, hot tub, volleyball, and a playground. Additional details include:

- Open mid-May to mid-September
- Max RV length: 90'
- Full hookups at all sites
- Restrooms available
- Pets permitted
- Fires permitted
- Showers available

St. Mary/East Glacier KOA

St. Mary/East Glacier KOA is located just one mile from the East Glacier entrance. This campground offers several amenities, such as a gift shop, grocery store, hot tub, pool, pet sitting/kennel boarding, and a pizza restaurant. Additional details include:

- Open mid-May to late September
- Max RV length: 75'
- Full hookups at all sites
- Restrooms available
- Pets permitted and dog park available
- Fires permitted
- Showers available

Glacier Meadow RV Park

Glacier Meadow RV Park is located sixteen miles west of Glacier National Park. This campground specializes in large group camping and has a large pavilion available. They also offer wifi, shuffleboard, and horseshoes. Additional details include:

- Open mid-May to late September
- Accommodates rigs of any size
- Only partial hookups available, some sites having both water and electricity, and others just electricity
- Restrooms available
- Portable pumper available
- Showers available
- Laundry facilities on-site

Glacier Campground

Glacier Campground is located one mile from the west entrance to Glacier. This campground is surrounded by the Flathead National Forest, which provides many shaded sites. Additional details include:

- Open mid-May to late September
- Max RV length: 36'
- Only partial hookups available, some sites having both water and electricity, and others just electricity
- Restrooms available
- Portable pumper available
- Pets permitted
- Fires permitted, firewood for sale on site
- Showers available

Moose Creek RV Resort and B&B

Moose Creek RV Resort and B&B was formerly known as SanSuzEd. This campground is surrounded by old-growth forest for privacy and shade. They offer a bakery, cafe, and gift shop, and have a Bed & Breakfast on premise, as well. Additional details include:

- Open mid-May to early October
- Accommodates rigs of any size
- Full or partial hookups available
- Pets permitted
- Fires permitted in communal areas
- Laundry facilities on-site

North American RV Park

North American RV Park is located five miles west of Glacier's West Entrance. This campground provides guest access to a 24/7 lounge with a pool table, shuffleboard, a computer, and TVs. Additional details include:

- Open April through October
- Accommodates rigs of any size
- Full hookups available
- Restrooms available
- Pets permitted
- Fires permitted
- Showers available
- Laundry facilities on-site



Mountain Meadow RV Park

Mountain Meadow RV Park is located just nine miles from Glacier. They have a stocked rainbow trout pond, and all sites are equipped with BBQ grills, fire rings, and picnic tables. Additional details include:

- Open early May to early October
- Max RV length: 45'
- Full or partial hookups available
- Restroom available
- Dump station and portable pumper available
- Pets permitted and dog park available
- Fires permitted
- Showers available

With RV size restrictions on Going-to-the-Sun Road and in many parts of the park, it can be easier to leave your RV at your campground outside the park and drive your towed vehicle in each day. Factoring in this, and the availability of hookups and amenities at many private campgrounds, some travelers prefer to stay outside the park, rather than in the park.



Free CAMPING



Some RV campers prefer to boondock, or dry camp, when traveling. This option is not only free, but oftentimes provides access to campsites and views that are unmatched by regular campsites. These sites are almost always more private as well, since the camping is dispersed. Generally, boondocking sites allow campers to stay up to fourteen days, but this can differ. The sites below are all located near the West Entrance of the park, and within fifteen minutes proximity to Glacier National Park and are absolutely free of charge.

Blankenship Bridge SW

Blankenship Bridge SW is located ten miles from downtown Columbia Falls, yet still manages to provide serene surroundings for camping. The road leading down to some of the further campsites becomes narrow, but rigs up to thirty feet have reportedly made it work. These sites are located less than fifteen minutes from Glacier. Additional details include:

- GPS: 48.4641, -114.0726
- Vault toilets across the bridge in the county park
- Dry camping only

Great Northern Flats River Access

Great Northern Flats River Access is located in the Flathead National Forest. This area has three RV sites, and the maximum stay at this location is three days total. These sites are located ten minutes from Glacier. Additional details include:

- GPS: 48.5675, -114.1318
- Dry camping only

Demers Ridge

Demers Ridge is also located in the Flathead National Forest. This area allows campers to stay up to fourteen days. These sites are located less than ten minutes from Glacier. Additional details include:

- GPS: 48.6526, -114.182
- Dry camping only

McGinnis Creek

McGinnis Creek is also located in the Flathead National Forest. This area offers a few sites that should be able to accommodate rigs up to 35' and reportedly have wild raspberries and huckleberries growing nearby in the summer months. These sites are located twenty minutes from Glacier. Additional details include:

- GPS: 48.5144, -114.1476
- Dry camping only



Dry camping, or boondocking, is appealing to many campers because of the price, privacy, views, and sense of adventure that go along with it. Many enjoy the challenge of relying on GPS coordinates and some good luck to find the perfect dispersed camping location. Any of these sites is sure to make an excellent basecamp for your Glacier National Park adventures.

River Camping

River camping in Glacier is popular along the Flathead River. Although the North Fork Flathead River is the northernmost park boundary of Glacier, the Flathead River is a designated Wild and Scenic River and is regulated by the United States Forest Service (USFS). For this reason, there are several areas where boaters may camp overnight at Big Creek, Glacier Rim, and Ford Creek. There are also a limited number of undesignated sites available. See [park map](#) for more details.

Middle Fork Flathead River camping is permitted but is regulated exclusively by the United States Forest Service. Regulations for all river camping are as follows:

1. Camping is limited to one night in any campsites.
2. Party size is limited to twelve people.
3. Except for at mealtimes, all food, cooking gear, and garbage must be placed in an approved grizzly-resistant container or suspended ten feet from the ground and four feet from tree trunks.
4. Food storage areas must be located a minimum of 100 feet from tent and sleeping areas.
5. Campsites must be located on durable surfaces (sand or gravel).
6. Fires are allowed only when contained in an approved fire pan. Campers must adhere to all fire safety rules always and respect seasonal burn bans.
7. Pets are not permitted on river camping trips.



River camping is a very fun activity for those who want to get away from the park's busy areas and enjoy the backcountry for a couple of nights. Adherence to rules is necessary for campers' safety and compliance is mandatory. See a park ranger if you have any questions about the rules and regulations.



BACKCOUNTRY CAMPING

Because of its plethora of long distance hikes and immense beauty, backcountry camping in Glacier National Park is actually very popular. The program and specifications behind Glacier's backpacking program are designed to minimize environmental impact and maximize visitor experiences. All backcountry campers must purchase a permit ahead of time. Some permits are available for walk-ins, but about half of the sites are reservable, and reserving one ahead of time comes highly recommended, as they can fill up quickly.



In most backcountry areas, camping is only permitted at specified areas, and campsites can be chosen well in advance. Campsite reservations open either March 1 or March 15 each year, and there is often a two-month waiting period before campers will hear if their reservation was approved. Be sure to familiarize yourself with probable trail conditions at the time of your intended trip, so that you know what type of conditions to expect. This will help you best pack and plan for your adventures.

In addition to your typical backpacking supplies, it is recommended that all backcountry campers carry bear spray, rope for hanging their food, an emergency signaling device, and plenty of warm clothing. Even in the summer, the evenings can be quite cold, especially at the higher elevations. Plan ahead for the best possible backpacking experience, and remember that not all trails are for all hikers. Be sure to do your proper research and choose the trail that is best for you and your group.



CAMPING TIPS AND TRICKS

When planning any camping in Glacier or nearby it, it's helpful to keep a few tips and tricks in mind to ensure your trip goes smoothly. Be sure to note the following five suggestions before arriving to camp in this lovely area.



Make reservations as early as possible

Most paid campgrounds in and out of the park accept online or phone reservations sometimes up to six months out and more. As soon as you know your definite vacation dates, be sure to place your reservations, especially for group sites.

- Some places even allow you to request certain sites or features (riverside, shaded, etc.).
- Be sure to reserve sites that can accommodate your rig size and preferences (pull-thru or back-in).
- Do ample research to be sure that the campground you're selecting is the best fit for you and other travelers in your group.



Try to arrive early

- If you're staying at a first-come, first-served campground, getting there early gives you the advantage of selecting the perfect campsite.
- Traveling early can alleviate traffic.



Scout your site (boondocking)

- If you're choosing to dry camp, a best practice is detaching your private vehicle and scouting ahead. This allows you to plan how to maneuver your rig (backing in, where to park, etc.), see how much space you have to work with, and see if it's an amicable campsite.
- Scouting ahead also allows you to check for cell signal.
- You can also see how crowded your intended site is, and this gives you the opportunity to relocate before driving your rig all the way up.





Practice campsite etiquette

- Be mindful of quiet hours, even if you are boondocking. This includes music, excessive pet noise, generators, ATVs, etc.
- Try not to kick up excessive dust around others' campsites. Boondocking sites, in particular, can be located on dirt roads and on dirt pads, leaving more potential for dust and dirt when you fly by someone else's campsite.
- When boondocking, most choose free dispersed camping for privacy, versus cramped camping at an established campground. Be sure to give others their space whenever possible.



Leave it better than you found it

- Do not leave any trace behind. Pack out your garbage, pet waste, and anything else used at your campsite.
- If your campsite has any litter, even some that doesn't belong to you, please take it with you.
- It is never acceptable to empty your gray tank (or black tank) anywhere other than designated dump stations. This may mean traveling to a nearby town or asking permission to dump at an actual campground, but it's important for preserving the cleanliness of these campsites for future campers.





Amenities

in and Around the Park

Due to the early push for tourists to Glacier National Park, there were several camp stores and general stores built early on that still remain today. These conveniences are perfect for grabbing some light groceries to restock the supplies in your RV.

General Stores

Most main sections of the park have a camp store or general store. However, the stores in Apgar, Many Glacier, Rising Sun, and Lake McDonald are near the cabins or lodge of that area.

West Glacier Mercantile

This store offers basic groceries, cold drinks, beer and wine, and camping supplies. Additional details include:

- Open daily from 7am-10pm (only during Going-to-the-Sun Road's operating months)
- Phone number: (406) 888-5403

Two Medicine Store

This store offers basic supplies and groceries, camping and hiking gear, and alcoholic beverages. Additional details include:

- Open Monday-Saturday 8am-9pm, Sundays 8am-8:30pm
- Phone number: (406) 226-5582

Having access to groceries and basic supplies is not only convenient, but is also reassuring if anything should arise. Check out whichever store is closest to your campsite if you find yourself in need of anything while visiting Glacier.



RESTAURANTS



One of the most convenient parts of traveling in an RV is having access to a kitchen and fridge. This means that you are able to prepare meals in your own home or have sandwiches made to take on your hikes. However, one of the best parts of traveling is getting to experience new foods in new places, and Glacier National Park has several excellent dining options. Below, you'll find a list of all the dining options available in the park. Please note that all park restaurants are only open during peak season of June through Labor Day.

Russell's Fireside Dining Room

One of two dining options inside Lake McDonald Lodge, this restaurant offers hearty fares with mostly locally sourced ingredients. They serve breakfast, lunch, and dinner and a good selection of local beers and wines. Additional details include:

- Breakfast: 6:30am to 10:00am
- Lunch: 11:30am to 2:00pm
- Dinner: 5:00pm to 9:30pm
- Located at: 288 Lake McDonald Lodge Loop, West Glacier, MT 59936
- Phone number: (855) 733-4522

Jammer Joe's Grill & Pizzeria

This fun restaurant was named for the historical red tour buses that continue to run throughout Glacier today. They offer a variety of Italian-themed appetizers, kids meals, and even a pizza buffet. This grill is also located inside the Lake McDonald Lodge. Additional details include:

- Open daily from 11am-9pm
- Located at: 288 Lake McDonald Lodge Loop, West Glacier, MT 59936
- Phone number: (406) 888-5431

The Ptarmigan Dining Room

This casual restaurant is located inside the Many Glacier Hotel and offers locally-sourced filling options, such as bison chili, burgers, salads, and other proteins. They serve breakfast, lunch, and dinner. Additional details include:

- Breakfast: 6:30am to 10:00am
- Lunch: 11:30am to 2:30am
- Dinner: 5:00pm to 9:30pm
- Located at: 1 Rte 3, Browning, MT 59417
- Phone number: (406) 892-2525



Two Dogs Flats Grill

Located inside the Rising Sun Motor Inn, this casual American restaurant offers traditional favorites such as build-your-own burgers, sandwiches, salads, and soups. They serve breakfast, lunch, dinner, and wine and beer. Additional details include:

- Open daily from 6:30am-10pm
- Located at: Going-to-the-Sun Road, East Glacier Park, MT 59434
- Phone number: (406) 732-5523

Nell's

This classic diner-themed restaurant is located inside the Swiftcurrent Motor Inn. They offer a mix of old and new favorites such as grilled cheese, mediterranean wraps, mac and cheese, and build-your-own burgers (featuring bison and emu patty options). Additional details include:

- Breakfast: 6:30am to 10:00am
- Lunch/Dinner: 11:00am to 10:00pm
- Located at: Swiftcurrent Motor Inn, Many Glacier Valley, Columbia Falls, MT 59912
- Phone number: (855) 733-4522

While packing a lunch can get you through your hike, sometimes it's easier to grab dinner, and oftentimes a meal at a restaurant in an unforgettable location can help create new memories as well.

GAS



While there are, unfortunately, no gas stations located inside Glacier National Park, there are several located just outside the entrances. Even though there are free shuttles in the park, it's still a best practice to fill your vehicle before entering. Below you can find a list of all nearby gas stations at each of the park's main entrances.

West Entrance

West Glacier Gas Station

- Open daily from 7am-6pm
- Located at: 200 Going-to-the-Sun Rd, West Glacier, MT 59936
- Phone number: (406) 888-5558

Glacier Center

- Open daily from 6am-10:30pm
- Located at: 10049 Hwy 2 E, Columbia Falls, MT 59912
- Phone number: (406) 387-5090

Pilot Flying J

- Open 24 hours
- Located at: 6102 US-2, Columbia Falls, MT 59912
- Phone number: (406) 892-0747

Sinclair

- Open daily from 7am-6pm
- Located at: 8930 US-2 E, Hungry Horse, MT 59919
- Phone number: (406) 387-4153

ZipTrip

- Open 24 hours
- Located at: 6585 US-93, Whitefish, MT 59937
- Phone number: (406) 862-6903



East Entrance

Sinclair

- Open daily from 7am-6pm
- Located at: 3 Going-to-the-Sun Rd, Browning, MT 59417
- Phone number: (406) 732-4431

Glacier Family Foods

- Open 24 hours
- Located at: 601 SE Boundary, Browning, MT 59417
- Phone number: (406) 338-7283

Exxon

- Open 24 hours
- Located at: 304 SE Boundary St, Browning, MT 59417
- Phone number: (406) 338-7866

Town Pump

- Open 24 hours
- Located at: 304 SE Boundary St, Browning, MT 59417
- Phone number: (406) 338-7866

Bear Track Travel Center

- Open 7am-10pm
- Located at: 20958 US-2, East Glacier Park, MT 59434
- Phone number: (406) 226-5504

Despite not having direct access to gas within the park, there are still many nearby options to choose from, with several that are open 24/7. Remember to fuel up before entering the park because Going-to-the-Sun Road alone is a fifty-mile stretch, not including touring other parts of this large park.



CONCLUSION

Camping in Glacier or anywhere nearby is a surreal and enjoyable experience that will likely create memories for years to come. When planning your camping trip, be sure to keep these tips and tricks in mind for the best possible overall experience.





APPENDIX

We'll quickly cover the entrances of Glacier, nearest visitor centers, and the shuttle services that the park offers so you can make the most of your visit. We highly suggest grabbing a few brochures and asking questions so you'll know all the popular attractions in the area.

Glacier's Park Entrances

There are seven entrances to Glacier National Park, and each offers a different set of stunning views as it connects to one of the park's main areas. At the entrance stations, you will pay a fee to enter the park. The cost is \$35, and this will grant you access to the park for seven days. If you plan to stay longer and/or want to spend more than a week here, consider purchasing the America the Beautiful pass. This costs \$80 and allows entrance to over 2,000 federal recreation sites, including all sixty-one National Parks, for an entire year. The entrances to the park are as follows:

West Glacier Entrance:

The West Glacier entrance is the primary entrance to the park. It is open twenty-four hours per day year-round and provides direct access to Going-to-the-Sun Road, as well as the Apgar Visitor Center, Lake McDonald, and Apgar Village. This entrance tends to be the busiest, especially in the popular summer months.

Camas Creek Entrance:

Because the road used to access this entrance is only partially paved, the Camas Creek Entrance to Glacier is one of the least popular entrances. However, its lower popularity makes it a favorite for park wildlife. If you wish to enter through Camas Creek, you must drive twenty miles up North Fork Road (Highway 486) before turning onto Camas Creek Road. Keep in mind that this entrance closes to vehicles seasonally (from mid-October to mid-June) but stays open to foot traffic year round.

Polebridge Entrance:

Polebridge Entrance is another of the less popular entrances, making it a favorite among locals. This entrance is located north of Columbia Falls, about thirty-five miles up the gravel North Fork Road. It meanders through thick forests and leads to gorgeous views of Bowman and Kintla Lakes, evading most of the park's heavy crowds, even in the busy summer months. This entrance is open from mid-May until mid-October each year.

Saint Mary Entrance:

This entrance is the most popular one on Glacier's eastern side and thus tends to be quite crowded in the busier months. The Saint Mary Entrance leads almost directly to Saint Mary Lake and the Saint Mary Visitor Center, providing access to Going-to-the-Sun Road from the eastern side. Expect a long wait here in the busy season. This entrance is closed to vehicular traffic from mid-October to mid-May.

Two Medicine Entrance:

Just a few miles north of the town of East Glacier, you can find Two Medicine Entrance. This entrance leads to Two Medicine Lake and tends to be a bit less popular. It is closed from mid-October to mid-May.

Many Glacier Entrance:

On the east side of the park, the Many Glacier entrance tends to be less popular but equally beautiful. It leads to the Many Glacier area of the park and the Many Glacier Hotel. It does not close to vehicular traffic but is not plowed in the winter.

Cut Bank Entrance:

This entrance is the least popular and least trafficked of all park entrances. It is located five miles up a dirt road and leads to a primitive campground and many backcountry trails. Access to this road is limited from mid-October to mid-May of each year due to snow cover.



VISITOR CENTERS

Anytime you visit a national park, the visitors centers should be your first stop. Even if you have already visited Glacier before or consider yourself a seasoned traveler, the visitor centers hold value, with their many services, amenities, and information offered. Each center offers trip planning information, ranger-led programs, restrooms, and a bookstore. There is a visitor center near the east and west entrances, along with one atop Going-to-the-Sun Road. Read more below about each center and their respective amenities offered.

St. Mary Visitor Center

This visitor center is adjacent to the St. Mary Entrance Station located on the east side of the park. Here, you can find interactive exhibits on the Native American tribes that inhabited Glacier. You can also obtain backcountry permits here, as well. Additional details include:

- **Spring hours:** open daily from late May to mid-June from 8am-4:30pm
- **Summer hours:** open daily from mid-June to early September from 8am-6pm
- **Fall hours:** open daily from early September to early October from 8am-5pm
- **Winter hours:** closes in early October and opens again in late May

Apgar Visitor Center

This center is about two miles from the West Glacier Entrance Station on the west side of the park. Here you can access the paved biking/walking path that leads to Apgar Village, Apgar Campground, and Lake McDonald. This center also offers summer and winter ranger-led programs. Additional details include:

- **Spring hours:** open daily from mid-May to early June, from 9am-4:30pm
- **Summer hours:** open daily from early June to early September, from 8am-6pm
- **Fall hours:** open daily from early September to mid-October, from 8am-5pm
- **Winter hours:** open mid-October to mid-May weekends only, weather and staffing permitting



Logan Pass Visitor Center

This center is located in the middle of the park at the highest point along Going-to-the-Sun Road. Logan Pass offers interactive exhibits and excellent wildlife and wildflower viewing opportunities. From here, you can access trailheads for the Highline Trail, Hidden Lake trails, and more. Additional details include:

- **Summer hours:** open daily from late June to early September from 9am-7pm
- **Fall hours:** open daily from early September to late September from 9:30am-4pm
- **Winter** and spring hours: Closes late September and opens again in late June

Glacier National Park's visitors centers offer lots of useful information and services that not only enhance your trip, but also help you to better plan out your activities. With the unpredictable severe weather that often occurs in northern Montana, it's best to check the NPS website for information on exact opening and closing dates each year before visiting. We also recommend taking advantage of the park's shuttle service so you can easily visit all of the attractions you learned about at the visitor's center.

SHUTTLE SERVICE

One of the many conveniences of visiting national parks is the free shuttle system sometimes offered. Shuttles help to alleviate traffic in the park, free up parking spaces, and reduce carbon emissions. Another benefit of the shuttle system is its ability to provide transportation to those with vehicles not permitted to drive on Going-to-the-Sun Road. Vehicles over twenty-one feet in length are not allowed in some areas of this scenic roadway, and vehicles over ten feet in height may have difficulties driving west from Logan Pass due to rock overhangs. There is also no gas available in Glacier National Park. The shuttle system is a convenient solution for all of these potential issues. Below you can find specific information about the shuttles, including the seasonal hiker's shuttle.

Going-to-the-Sun Road Shuttle System

- As the main shuttle in the park, this system provides a two-way hop on, hop off style ride.
- All buses are ADA accessible and have air conditioning and large viewing windows.
- The shuttles have sixteen stops spanning across the entire park. Many of these stops have restrooms, water, and some have food services available, as well.
- The shuttles only run from July 1st through September, with stops on the west side closing first.
- Hours vary from summer to fall, so be sure to check the NPS shuttle website for Glacier to view the most current information.

Hiker's Shuttle

- For a nominal fee, this shuttle provides services to hikers from early June to late September.
- Owned by Glacier National Park Lodges, you can access Apgar, Lake McDonald Lodge, Many Glacier, St. Mary and West Glacier.
- Reservations are required. More information can be found on their website.

Taking the free shuttle system is a cost-effective way to decrease the added stress of traffic and parking, and to increase overall enjoyment of the park. With all the amenities offered and plentiful stops, this system is efficient and can make your park experience much easier.





RV Trader is the online source for all your RV needs. Looking to sell an RV? We can help. Place your RV ad in front of millions of monthly visitors today. Ready to buy an RV? We can help with that too — browse over 160,000 new and used RVs for sale nationwide from all of your favorite RV types like Travel Trailer, Pop Up Camper, Fifth Wheel, Toy Hauler, Truck Camper, Class A, Class B, Class C, Fish House, and Park Model RVs. You can easily estimate monthly payments, get insurance quotes, and set up price alerts for the RVs you're interested in while you search. For more information, visit <http://www.RVTrader.com>.